

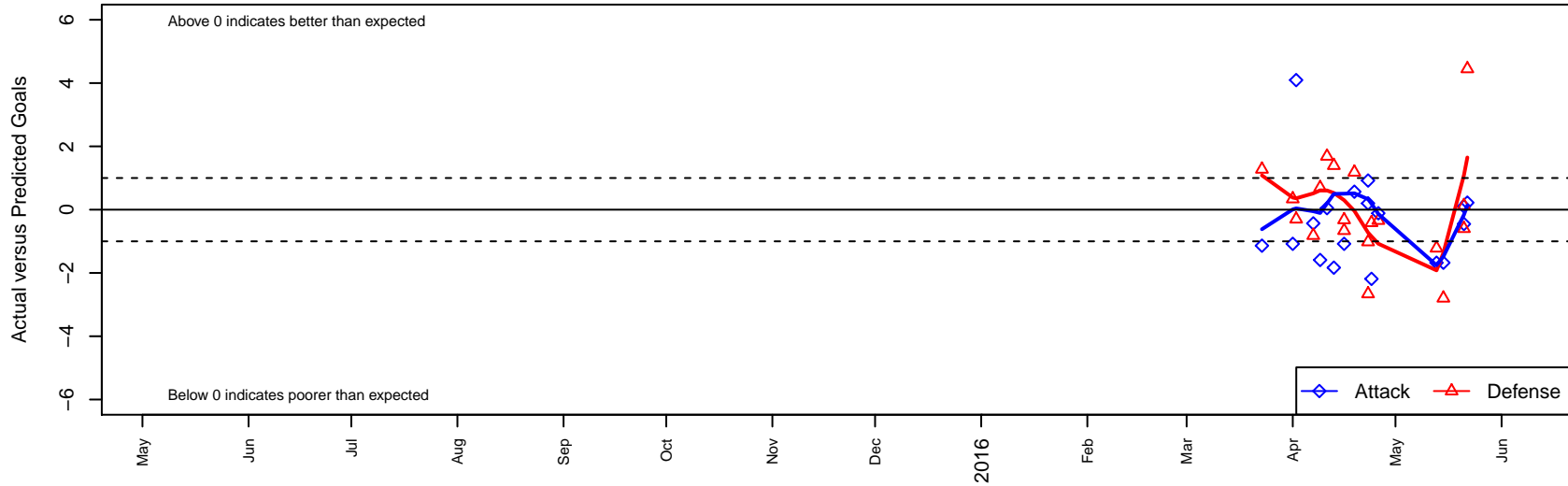
# Sting SC Yellow B04

CDA Sting SC  
 Coeur D'Alene, ID  
 B04 total strength=354  
 attack=0.35 defense=0.13  
 spr league = Spr PSPL-Inland Div 1 Green U1

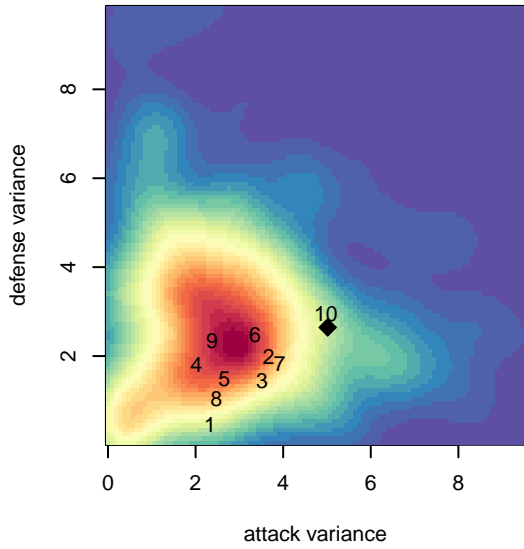
alt names used:  
 STING BOYS 04-05 YELLOW  
 Sting Soccer Club Sting Boys 04-05 Yellow  
 STING BOYS 04-05 YELLOW (ID)  
 STING BOYS 04-05 YELLOW (ID)

Venues played:  
 2015 Spr NWL Group 1 U11  
 2015 Spr PSPL-Inland Div 1 Green U11  
 2015 WA Cup BU11 Bronze U11  
 2015 ID Directors Cup U11B Gold U11

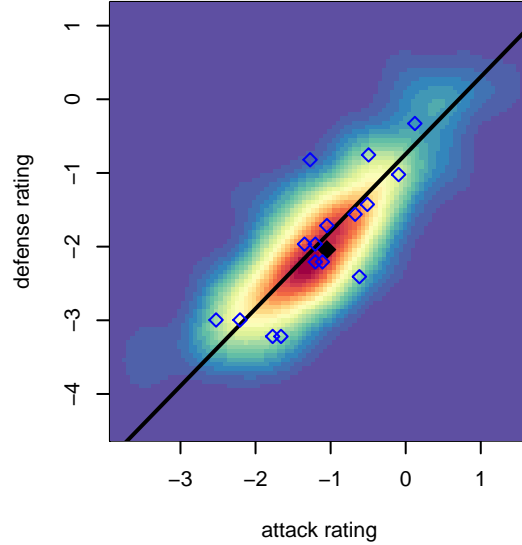
**Sting SC Yellow B04**  
 Dots are actual minus expected GF (blue circles) and GA (red triangles).  
 Blue line is smoothed change in attack strength. Red is smoothed change in defense strength.



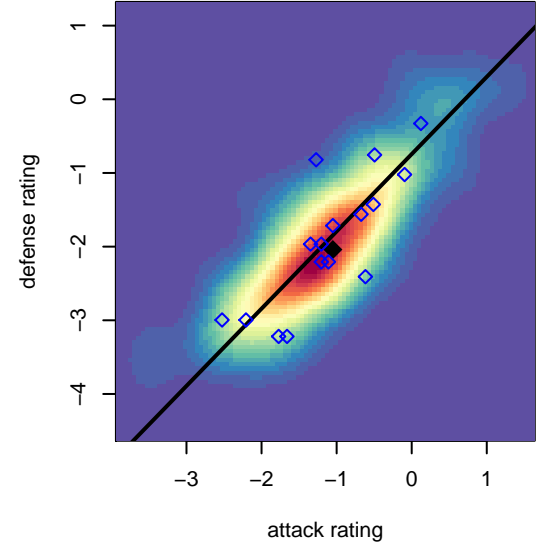
**attack and defense variance (black dot)  
relative to other teams  
and top 10 in region**



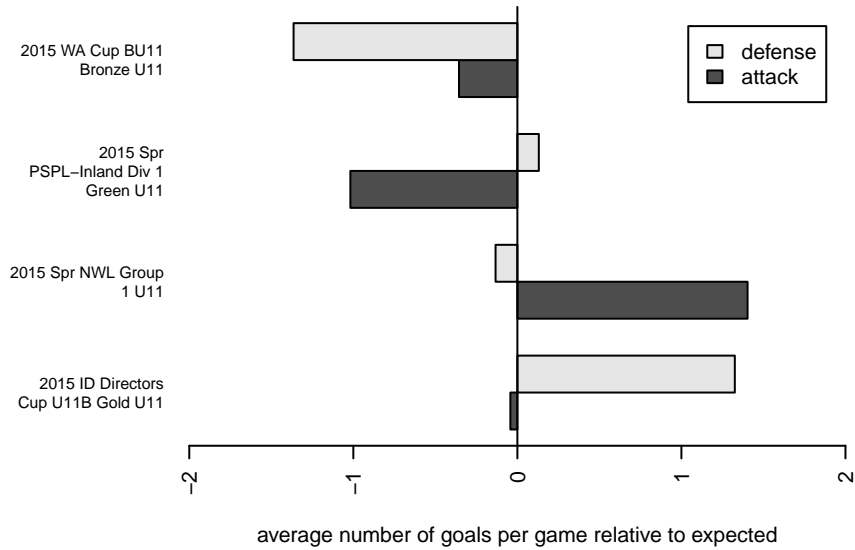
**attack and defense rating  
relative to others at age  
and all opponents in last 13 months**



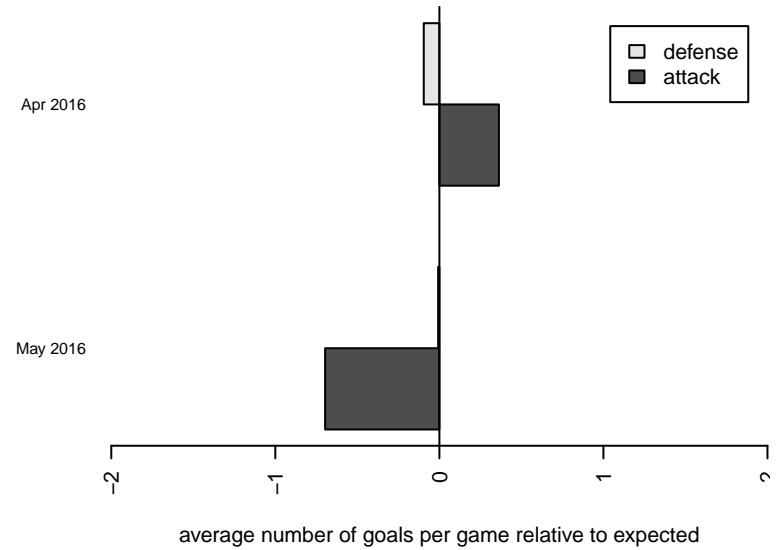
**attack and defense rating  
relative to others at age  
and all opponents in last 13 months**



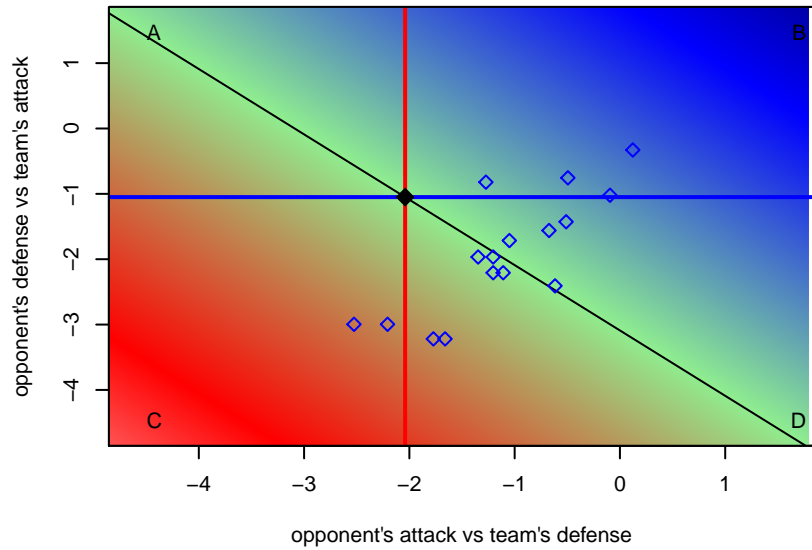
**Performance relative to 13 month average**



**Performance relative to 13 month average**



Distribution of opponents  
 Red = Lose zone, Blue = Win zone, Green = Even  
 Black line separates win/lose zones



lot. A=Neither has attack advantage, B=Opponent has both attack and defense advantage, C=Opponent has both attack and defense disadvantage, D=Both have

<b>date</b>	<b>home</b>		<b>away</b>		<b>venue</b>	<b>pred.home</b>	<b>pred.away</b>
2016-05-22	Idaho Rush White B04	1	Sting SC Yellow B04	1	2015 ID Directors Cup U11B Gold U11	5.45	0.78
2016-05-21	Boise Nationals Celtic Green B04	8	Sting SC Yellow B04	1	2015 ID Directors Cup U11B Gold U11	7.40	0.90
2016-05-21	Sting SC Yellow B04	0	FC Nova Black MW B04	9	2015 ID Directors Cup U11B Gold U11	0.45	9.12
2016-05-15	VYSA B04	6	Sting SC Yellow B04	0	2015 Spr NWL Group 1 U11	3.20	1.68
2016-05-13	FC Spokane Black B04	3	Sting SC Yellow B04	1	2015 Spr PSPL-Inland Div 1 Green U11	1.78	2.68
2016-04-26	Sting SC Yellow B04	4	SSC Shadow Martins B04	4	2015 Spr NWL Group 1 U11	4.11	3.66
2016-04-24	Sting SC White B04	3	Sting SC Yellow B04	1	2015 WA Cup BU11 Bronze U11	2.59	3.19
2016-04-23	Breakers Black B05	3	Sting SC Yellow B04	1	2015 WA Cup BU11 Bronze U11	1.98	0.80
2016-04-23	Sting SC Yellow B04	3	Endeavor SA Red B04	5	2015 WA Cup BU11 Bronze U11	2.08	2.34
2016-04-19	FC Spokane Black A 2004B	1	Sting SC Yellow B04	3	2015 Spr PSPL-Inland Div 1 Green U11	2.18	2.43
2016-04-16	Sting SC Yellow B04	14	Moscow United B04	1	2015 Spr NWL Group 1 U11	6.79	0.68
2016-04-16	Sting SC Yellow B04	1	Endeavor SA Red B04	3	2015 Spr PSPL-Inland Div 1 Green U11	2.08	2.34
2016-04-13	Sting SC Yellow B04	1	Washington East SC ONeal B04	1	2015 Spr PSPL-Inland Div 1 Green U11	2.83	2.39
2016-04-11	Sting SC Yellow B04	8	SSC Shadow United B04	0	2015 Spr NWL Group 1 U11	7.95	1.69
2016-04-09	Wenatchee Valley United La Raza B04	4	Sting SC Yellow B04	0	2015 Spr PSPL-Inland Div 1 Green U11	4.70	1.59
2016-04-07	Sting SC Yellow B04	2	FC Spokane Black A 2004B	3	2015 Spr PSPL-Inland Div 1 Green U11	2.43	2.18
2016-04-02	Sting SC Yellow B04	11	SSC Shadow Elite Sonko B04	1	2015 Spr NWL Group 1 U11	6.91	0.70
2016-04-01	Endeavor SA Red B04	2	Sting SC Yellow B04	1	2015 Spr PSPL-Inland Div 1 Green U11	2.34	2.08
2016-03-23	SSC Shadow Neagle B04	0	Sting SC Yellow B04	8	2015 Spr NWL Group 1 U11	1.28	9.14